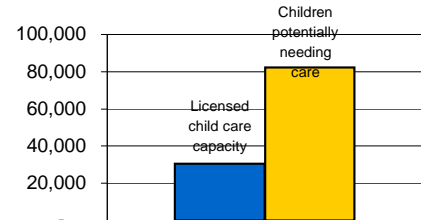


## North Dakota

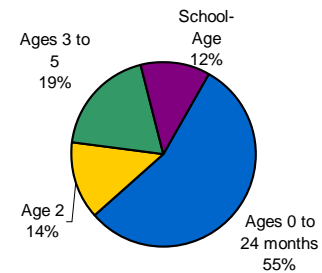
September, 2008

Children Ages 0 to 5 (2006 Kids Count)	47,101
Children Ages 6 to 12 (2006 Kids Count)	54,705
% of Women with Children Ages 0 to 6 in Labor Force	76.1%
% of Women with Children Ages 6 to 17 in Labor Force	84.9%
Children Ages 0 to 5 potentially needing child care	35,844
Children Ages 6 to 12 potentially needing child care	46,445
Capacity of licensed child care	30,502



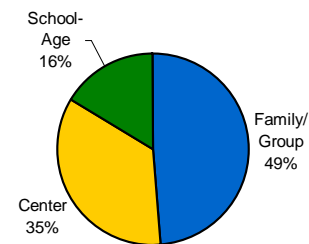
### Referral Requests (July, 2007 to June, 2008)

Total Children needing care (requested through CCR&R)	9,117
Ages 0 to 24 months	5,007
Age 2	1,249
Ages 3 to 5	1,736
School-Age (includes kindergarten)	1,125
Total children needing care before 7:00 a.m.	2,116
Total children needing care beyond 6:00 p.m.	785
Total children needing care Saturdays or Sundays	520



### Licensed Child Care Program Type and Capacity

	<u>Fam/Grp</u>	<u>Center</u>	<u>School-Age*</u>	<u>Total</u>
Number of Programs	1,236	128	55	1,419
Licensed Capacity	14,792	10,710	5,000	30,502
Open before 7:00 a.m.	390	75	28	493
Open beyond 6:00 p.m.	88	12	-	100
Open on weekends	39	5	-	44
Size of Workforce	1,721	2,004	414	4,139



\* School-age care numbers reflect only programs licensed as before and after school programs. School-age children are also enrolled in family/group programs and child care centers.

### Annual Cost for Licensed Child Care

<u>Family/Group</u>	Highest		<u>Center</u>	Highest	
	<u>Average</u>	<u>Reported Rate</u>		<u>Average</u>	<u>Reported Rate</u>
Ages 0 to 11 months	\$ 5,652.00	\$ 9,360.00	Ages 0 to 11 months	\$6,849.00	\$9,945.00
12 to 24 months	\$ 5,618.00	\$ 9,360.00	12 to 24 months	\$6,809.00	\$9,945.00
Age 2	\$ 5,404.00	\$ 9,360.00	Age 2	\$6,366.00	\$9,594.00
Ages 3 to 5	\$ 5,331.00	\$ 9,360.00	Ages 3 to 5	\$5,966.00	\$9,594.00
School-Age (full-time)	\$ 5,137.00	\$ 9,360.00	School-Age (full-time)	\$5,289.00	\$9,945.00

**E. Median Income of Families with Children Ages 0-17, 2005**

\$59,926.00